

Ref: 39.004

Features:

- Constant voltage design
- Universal AC input / full range
- Withstand 300Vac surge input for 5 seconds
- Protections: short circuit / overload / over voltage
- Fully isolated plastic case
- Pass LPS
- Degree of protection: IP67
- Protection class II



Output	Power	40W
	Voltage (V)	5V
	Rated current	8A
	Current range	0 ~ 8A
	Ripple and noise (max.)	80mV
	Voltage tolerance	± 8.0%
	Line regulation	± 1.0%
	Load regulation	± 6.0%
	Setup, rise time	500ms, 20ms / 230VAC - 500ms, 20ms / 115VAC at full load
	Hold up time	50ms / 230VAC - 16ms / 115VAC at full load
Input	Voltage range	90~264VAC - 127~370VDC
	Frequency range	47~63Hz
	Efficiency	76%
	AC current	1.2A / 115VAC - 1A / 230VAC
	Inrush current	cold start 60A (twidth=525µs measured at 50% Ipeak) at 230VAC
	Circuit breaker	3 units (circuit breaker of type B) / 6 units (circuit breaker of type C) at 230VAC
Protection	Leakage current	0.25mA / 240VAC
	Overload	110 ~ 150%
Environment	Over voltage	5.75 ~ 6.75V (shut down o/p voltage, re-power on the recover)
	Working temperature	-30 ~ +70°C
	Working humidity	20 ~ 90% RH non-condensing
	Storage temperature humidity	-40 ~ +80°C, 10 ~ 95% RH
	Temperature coefficient	± 0.03% °C (0 ~ 50°C)
	Vibration	10 ~ 500Hz, 2G 10min / 1cycle, period for 60 min. each along X, Y, Z axes
Other	Degree of protection	IP67
	MTBF	732K hrs min. MIL-HDBK-217F (25°C)
	Dimension	162.5x42.5x32mm
	Packing	1 unit
	Guarantee	2 years



Assembly and Safety Information

Applied standards CE:

- EN 62368-1
- EN 61000-3-2
- EN 61000-3-3
- EN 61000-4-2
- EN 61000-4-3
- EN 61000-4-4
- EN 61000-4-5
- EN 61000-4-6
- EN 61000-4-8
- EN 61000-4-11
- EN 55032
- EN 55024
- EN 55035

Applied standards CB:

- IEC 62368-1

Applied standards UL:

- UL 879
- UL1310
- UL 1015
- UL 1007

Measurements:

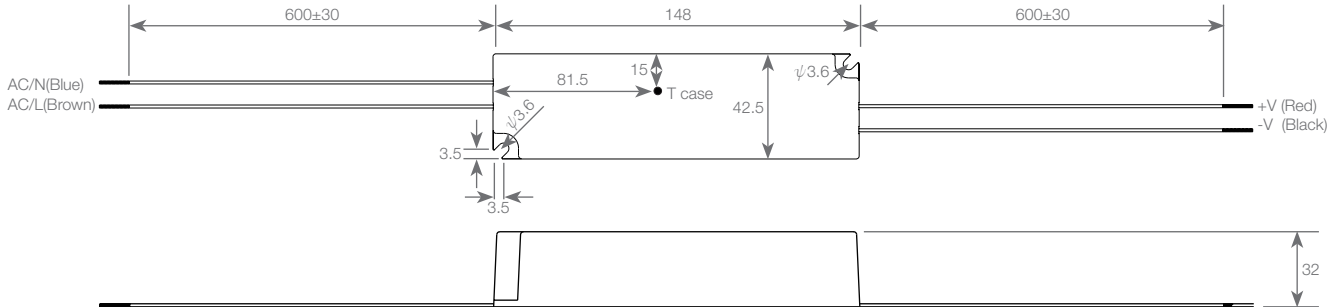
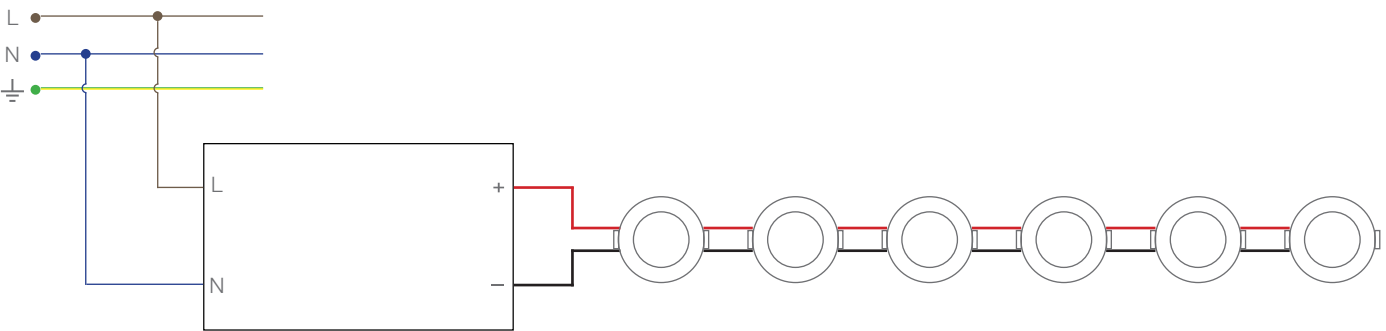


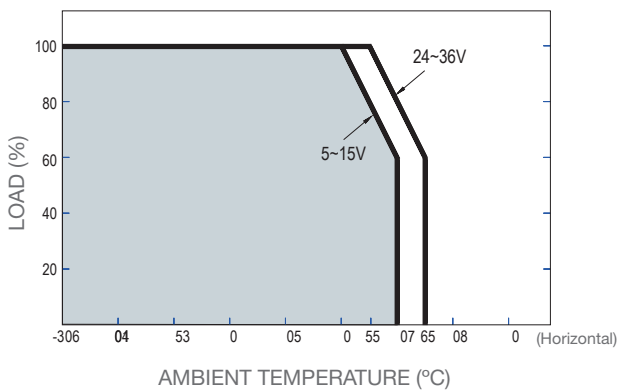
Diagram:

Easy logo connection



Type performance graphs

Derating Curve



Static Characteristics

